

Delayed Transfers of Care, September 2017

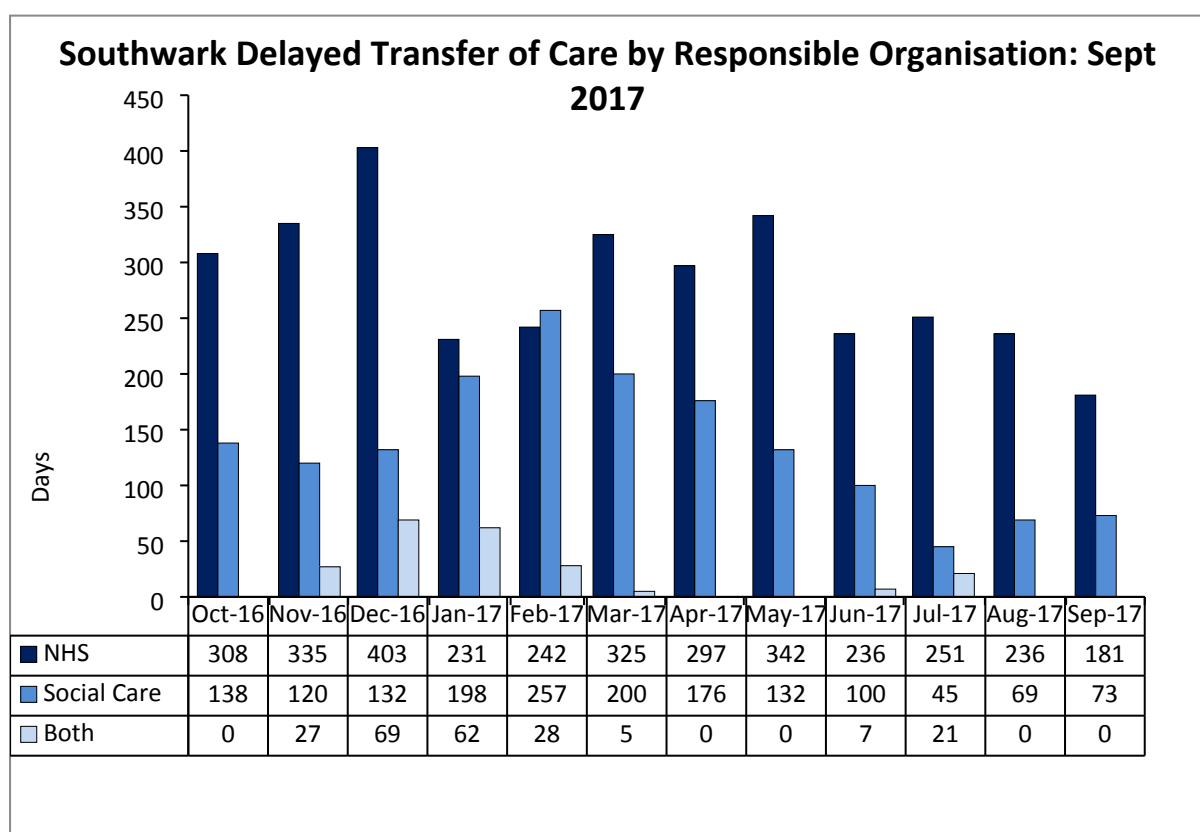
Data on delays occurring in September 2017 was published on 9th November, 2017 by NHS Digital. The October data will be published in December.

Delayed transfers are now reported by NHS Digital in two ways:

- i) "Days" is the number of delayed bed-days during the course of each month
- ii) "Beds" is the equivalent number of beds that are occupied due to delayed discharges during the course of each whole month. It is Days divided by 30.

- Delayed discharges in Southwark continue to decrease. The total number of delayed bed-days 254 days in September, down from 305 days in August.
- The number of delayed bed-days for which social care is responsible increased slightly from 69 in August to 73 in September. Delays to NHS reduced from 236 in August to 181 in September. Delays for which both NHS and social care were responsible stayed at 0.
- Delays due to social care have been stable since June 2017.
- Total delays peaked in December 16 at 604 days. The September delays (254 days) is a reduction of nearly 60% on this peak.
- The proportion of bed-days for which social care is responsible has fell each month from 49% in Feb this year to 28% in May, and has remained almost static in Sept (29%), counting bed-days where both are responsible.

The following chart shows total delayed bed-days due to NHS (dark blue) and adult social care (mid blue). Delays due to both are in pale blue.



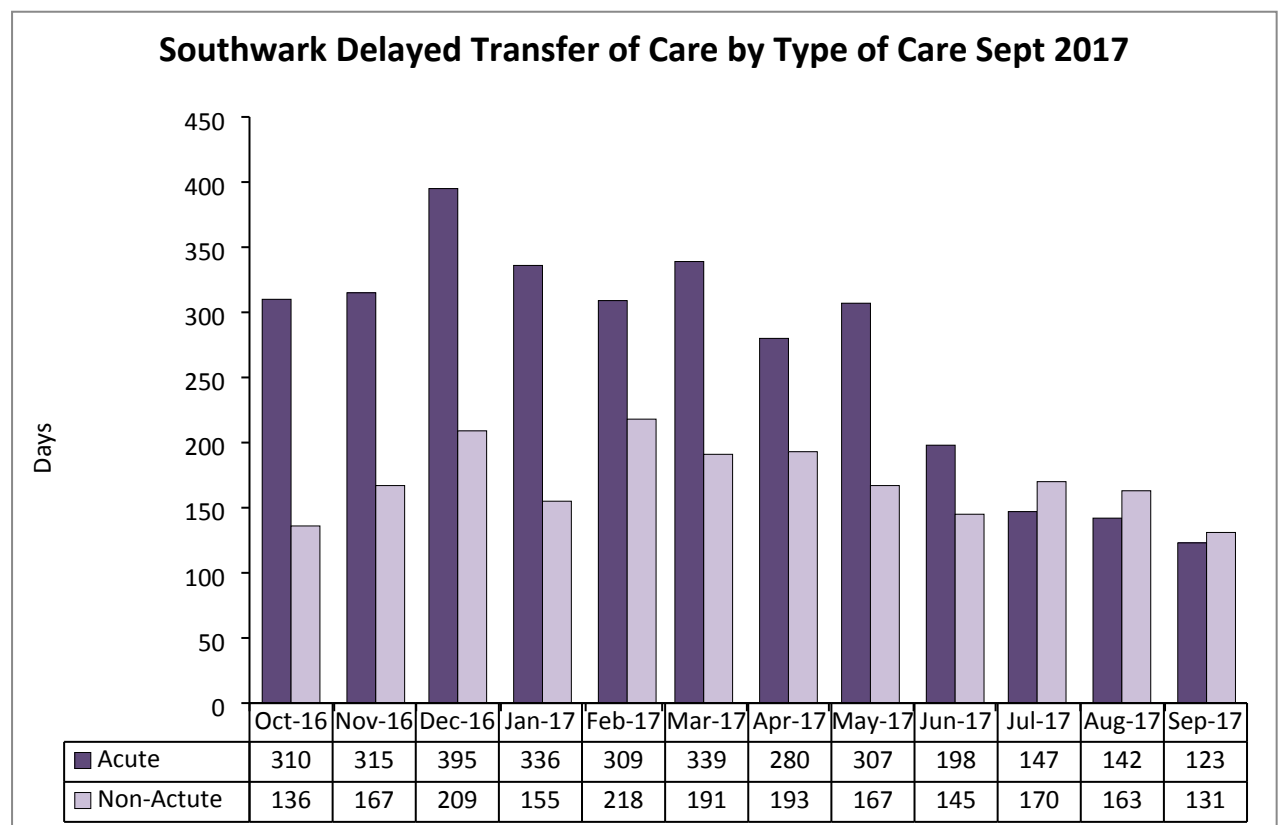
Reasons for delay

90% of delays in September were for the following reasons

- A) Awaiting completion of assessment (25%)
- B) Awaiting public funding (18%)
- G) Patient or family choice (18%)
- Di) Awaiting residential home placement or availability (14%)
- Dii) Awaiting nursing home placement or availability (14%)

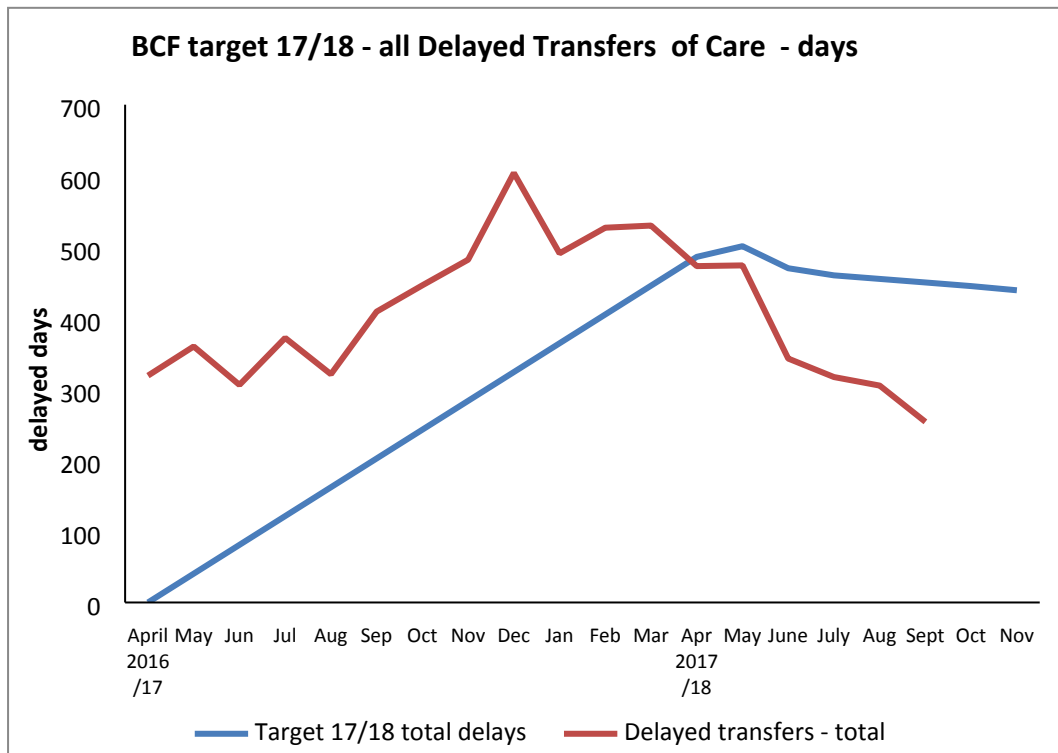
Type of care

- In September 2017, 48% of delays were from acute care and 52% from non-acute care, similar to July and August.
- Non acute delays have remained largely stable in the last 12 months, whilst acute delays have been decreasing in the last nine months.

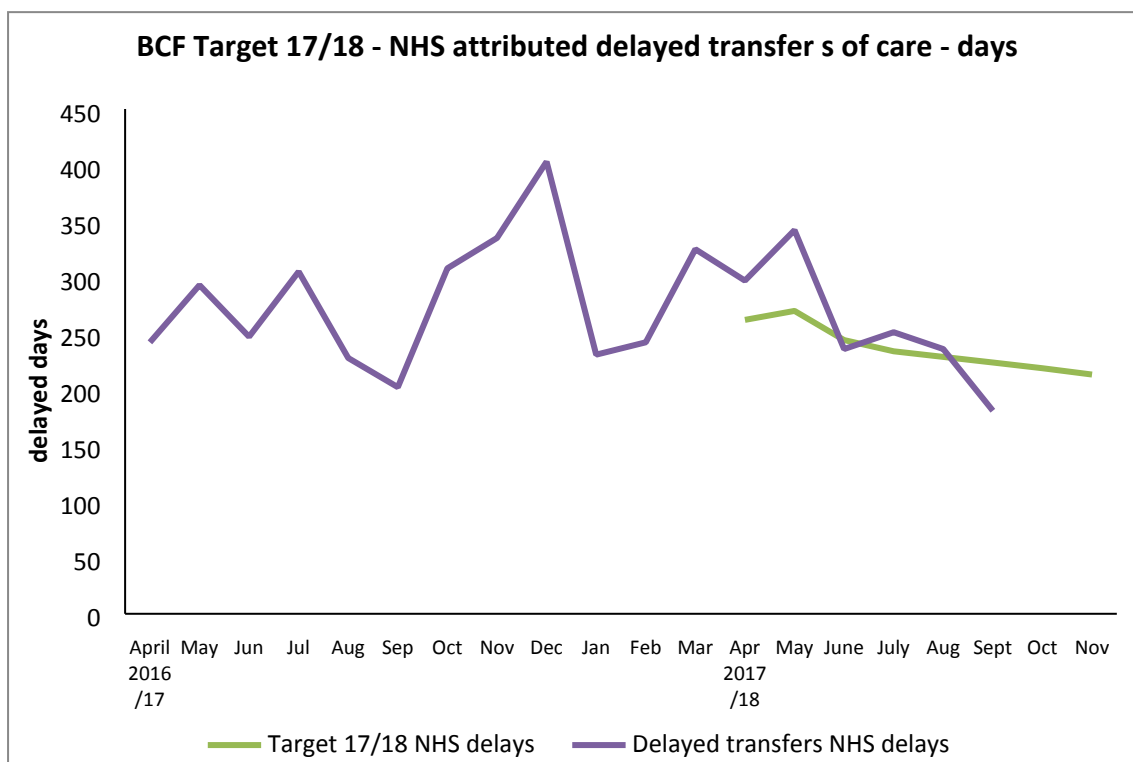


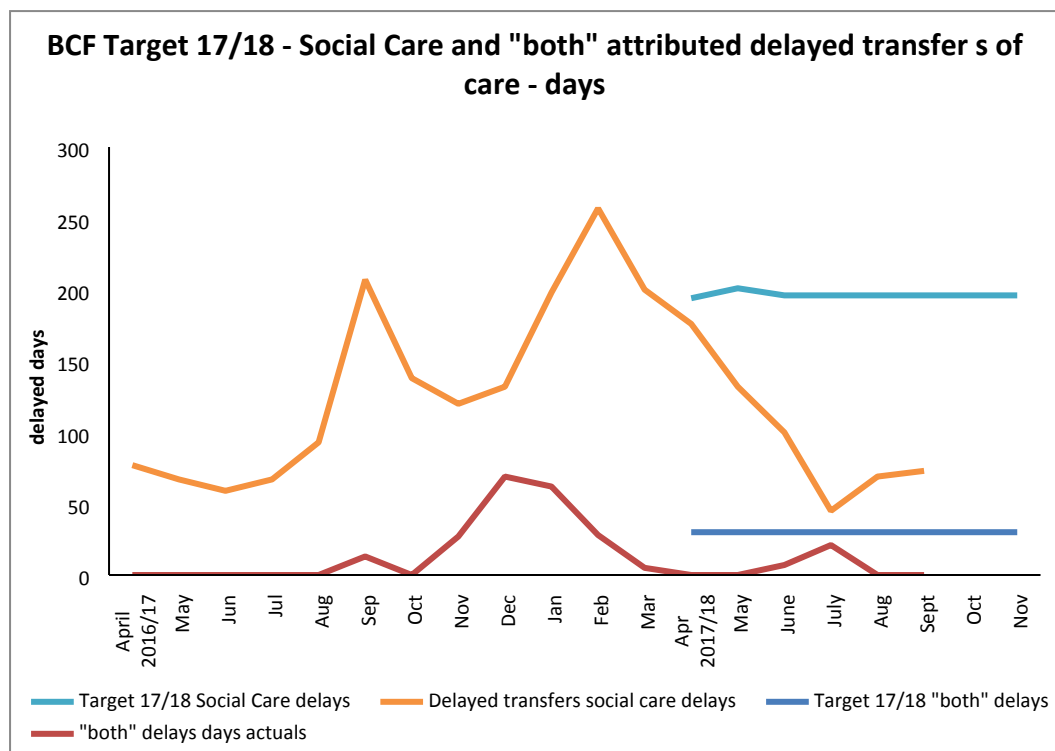
Better Care Fund performance

Total bed-days delays in September (254) were well within target (450).



Delays in September attributable to NHS (181) decreased and were within the target (224).





Delays in September attributable to social care (6 days) and 'both' (0 days) are both within BCF targets (196 and 30 respectively).

